



### District Report Card: 2017


<b>State:</b> Rajasthan	<b>District:</b> Barmer
<b>Class:</b> 3	<b>Subject:</b> Language
<b>Schools:</b> 61	<b>Students:</b> 994


### Participation/Coverage


#### Students

 GENDER	Boys		Girls	
	Number	%	Number	%
	515	51.81	479	48.19

 AREA	Rural		Urban	
	Number	%	Number	%
	994	100.00	0	0.00

 CATEGORY	SC		ST		OBC		GEN	
	Number	%	Number	%	Number	%	Number	%
	263	26.46	116	11.67	519	52.21	96	9.66

 CWSN	LD	VI	HI	S&LD	ID	Oth
	3	2	1	2	2	13

 Management	Government		Government-aided	
	Number	%	Number	%
	994	100.00	0	0.00

### Average Performance of Students in Language (%)

Overall	Gender		Area		Management		Social Group			
	Male	Female	Rural	Urban	Govt.	Aided	SC	ST	OBC	GEN
79.23	78.81	79.68	79.23	0.00	79.23	0.00	78.53	76.15	80.77	76.53

## Performance on Learning Outcomes (LOs)

Learning Outcomes	Description	Average Performance(%)
L304	Reads small texts with comprehension i.e., identifies main ideas, details, sequence and draws conclusions	79.27
L312	Reads printed scripts on the classroom walls: poems, posters, charts etc.	79.15

Range of Performance of Students who Answered Correctly							
Below 30%		30% - 50%		50% - 75%		Above 75%	
Number	%	Number	%	Number	%	Number	%
10	1.01	64	6.44	285	28.67	635	63.88

## Lowest Performing Learning Outcomes (LOs)

1 - Reads printed scripts on the classroom walls: poems, posters, charts etc. (79.15)

2 - Reads small texts with comprehension i.e., identifies main ideas, details, sequence and draws conclusions (79.27)